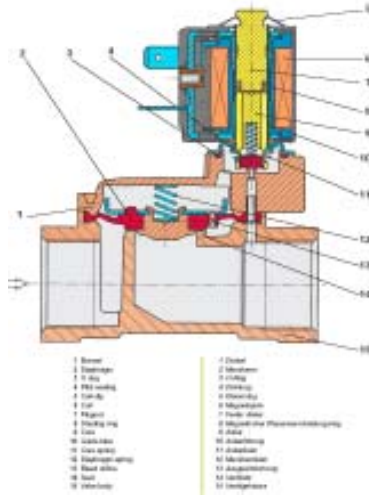


TECHNICAL INFORMATIONS


ELECTROVALVE



VL-34-24 - electrovalve

- NC normally closed
- usefull for water
- enclosure: OT
- guide pipe: INOX steel
- threading: 3/4"
- differential pressure: 12 bar
- pressure max: 20 bar
- water flow: 5 m³/h (83 l/min)
- electromagnet: 10 VA
- voltage: 24Vca
- service: continuous
- temperature: -10 + 60°C
- protection index: IP65
- connectio: DIN46340

NOZZLE



SP__ - nozzle

- material:OT

SP14F08 - 1/4" female - 8 lt/min - full cone
61 degree

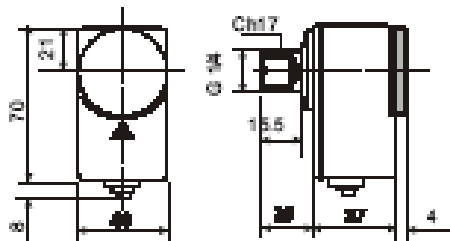
SP12M16 - 1/2" male - 16 lt/min - full cone
61 degree

SP34F22 - 3/4" female - 22 lt/min - full cone
- 50 degree

SP34F32 - 3/4" female- 32 lt/min - full cone
- 100 degree

SP34F63 - 3/4" femmina- 63 lt/m - full cone
- 100 degree

PRESSURE SWITCH



PRS-14-55 - pressure switch

- pressure range: 2-5,5 bar
- pressure max: 7 bar
- current: 10A
- protection index: IP40
- temperature: -35 + 80°C
- threading: G 1/4" female